

Home page www.tut.fi/champion

(Link to) Request a new password

(Link to) Desktop order form

Language selection (Finnish or English)

About this application (Link to) Help

Login

TeamCHAMPION

Lost password? Order desktop

Email address Password Login

Welcome to team role assessment!

Login to access your facilitator desktop.

This tool has been developed as part of the Champion programme. Its aim is to respond to the question: What is behind the success of the Hidden Champion companies in Germany?

The goal of the Champion tools is to bring the know-how that is typically silent knowledge of experienced project professionals and team facilitators to the forefront. We have intentionally focused on areas that have high impact on projects but are poorly covered in Finnish literature or tools.

The crucial elements of the whole project are covered by the FocusChampion tool. The PowerChampion tool focuses on assets of collaboration in the project environment. The TeamChampion tool focuses on the situational ability of the team to collaborate.

More information on Champion tools can be found at wiki.tut.fi/Champion (in Finnish) and wiki.tut.fi/ChampionTools (in English).

Role assessment “logic”

FACILITATOR Order a desktop (first time only)

FACILITATOR Create an assessment

1. Create a workshop
2. Create one or more teams to the workshop
3. Add people to the team(s)
4. Send assessment link to team members

TEAM MEMBER Answer the questionnaire

1. Follow the received link
2. Select your name from the list
3. Fill in the questionnaire

FACILITATOR Arrange a workshop

Order a desktop

All fields are mandatory!

Language selection
(Finnish or English)

Email address
= username

TeamCHAMPION

Order desktop

Email address*

Password*

Confirm password*

Name*

Organisation*

* I have read and agree to the Terms of Service

Terms of use

The information stored to the application is owned by the user of the desktop. Users' contact information or any other information stored in the application will not be given to 3rd party (e.g. for marketing purposes). By ordering the desktop I approve that technical support and administration may see the content on my desktop and by my request modify the desktop. If desktop is not used for one year, technical support may archive the desktop. Re-activation of the desktop is possible by contacting technical support.

Please allow a few working days for activation of the desktop. You will receive a confirmation e-mail when the desktop is activated.

[Order](#)

Copyright © Tampere University of Technology. All rights reserved.

After submitting the form, you will receive a link via email to confirm your order.

Facilitator’s desktop

View workshops
(all / only active)

Workshops

Create
Edit
Copy
Remove

Teams

Create
Edit
Copy
Remove

Assessment
and results

New
Edit
Remove

Logout

User details
About
Help

Create a new workshop

List of your workshops
Based on your view selection

Details of the
selected workshop

Facilitator's desktop

Workshop details

The screenshot displays the TeamCHAMPION interface. At the top, there is a blue navigation bar with the logo 'TeamCHAMPION' and menu items: 'Workshops', 'Teams', and 'Assessments and results'. On the right side of the bar, the user's email 'miia-johanna.kopra@tut.fi' and a 'Logout' button are visible.

Below the navigation bar, there is a 'Desktop' section with a '+ New workshop' button and a 'Show all workshops' button. A list of workshops is shown on the left, with 'IPDD team day Jan 2016' highlighted in blue and circled in red. An arrow points from this circled item to the 'Workshop overview' section on the right.

The 'Workshop overview' section contains the following information:

- Workshop name:** IPDD team day Jan 2016
- Organisation:** MEI/IPPD
- Status:** Active
- Notes:** IPDD team & stakeholder team day

A 'Show Workshop' button is located at the bottom of the overview section. The text 'Overview of the selected workshop' is written in blue above the overview section. At the bottom of the page, there is a copyright notice: 'Copyright © Tampere University of Technology. All rights reserved.'

List of your workshops

Facilitator’s desktop /

Workshop details (2)

The screenshot displays the TeamCHAMPION interface. At the top, there is a navigation bar with 'TeamCHAMPION', 'Workshops', 'Teams', and 'Assessments and results'. A user profile 'miia-johanna.kopra@tut.fi' and a 'Logout' button are on the right. Below the navigation bar, there is a 'Desktop' section with 'New workshop' and 'Show all workshops' buttons. A 'Workshops' list is shown on the left, with 'IPDD team day Jan 2016' selected and circled in blue. An arrow points from the text 'List of your workshops' to this list. The main content area is titled 'Teams in the selected workshop' and shows details for two teams. The first team is 'IPDD stakeholders' with members: Alan K., Kerry Q., Ralph H., and Whitney L. Below it is a 'Show team details' button. The second team is 'IPDD team' with members: Chris F., Jason P., Maya W., Mike T., Neil A., Timothy O., Tucker C., and Wayne C. Below it is another 'Show team details' button. A red arrow points from the text 'Open team details e.g. for editing team members' to both 'Show team details' buttons. At the bottom, there is a copyright notice: 'Copyright © Tampere University of Technology. All rights reserved.'

TeamCHAMPION Workshops Teams Assessments and results miia-johanna.kopra@tut.fi Logout

Desktop New workshop Show all workshops

Workshops

IPDD demo day 2015

IPDD team day Jan 2016

MEI-46000 Integroitu tuotekehitys ja tuotanto (kevät)

Workshop overview Teams ← Assessment details Teams in the selected workshop

Team name: IPDD stakeholders

Team members: Alan K.
Kerry Q.
Ralph H.
Whitney L.

Show team details

Team name: IPDD team

Team members: Chris F.
Jason P.
Maya W.
Mike T.
Neil A.
Timothy O.
Tucker C.
Wayne C.

Show team details

List of your workshops

Open team details
e.g. for editing team members

Copyright © Tampere University of Technology. All rights reserved.

Facilitator's desktop

Workshop details (3)

The screenshot displays the TeamCHAMPION interface. At the top, there is a navigation bar with 'TeamCHAMPION', 'Workshops', 'Teams', and 'Assessments and results'. A user profile 'miia-johanna.kopra@tut.fi' and a 'Logout' button are on the right. Below the navigation bar, there is a 'Desktop' section with a 'New workshop' button and a 'Show all workshops' button. A 'Workshops' sidebar on the left lists several workshops, with 'IPDD team day Jan 2016' highlighted in blue. A blue circle is drawn around this list. The main content area shows 'Workshop overview', 'Teams', and 'Assessment details' tabs. The 'Assessment details' tab is active, displaying a table of team role assessments. The table has columns for 'Team', 'Assessment name', 'Start date', 'End date', and 'Responses'. Two rows are visible: 'IPDD stakeholders' and 'IPDD team'. Each row has a 'URL' button and a questionnaire icon. Red arrows point from the 'URL' buttons and questionnaire icons to red text labels below the screenshot. A blue arrow points from the 'Assessment details' tab to the table. A blue arrow points from the 'List of your workshops' label to the workshop list.

TeamCHAMPION Workshops Teams Assessments and results miia-johanna.kopra@tut.fi Logout

Desktop New workshop Show all workshops

Workshops

IPDD demo day 2015

IPDD team day Jan 2016

MEL-46000 Integroitu tuotekehitys ja tuotanto (kevät 2016)

Workshop overview Teams Assessment details

Team role assessments in the selected workshop

Team	Assessment name	Start date	End date	Responses
IPDD stakeholders	Team roles for IPDD stakeholders	2016-01-04	2016-01-24	0 / 4
IPDD team	Team roles for IPDD	2016-01-04	2016-01-24	8 / 8

URL

URL

Copyright © Tampere University of Technology. All rights reserved.

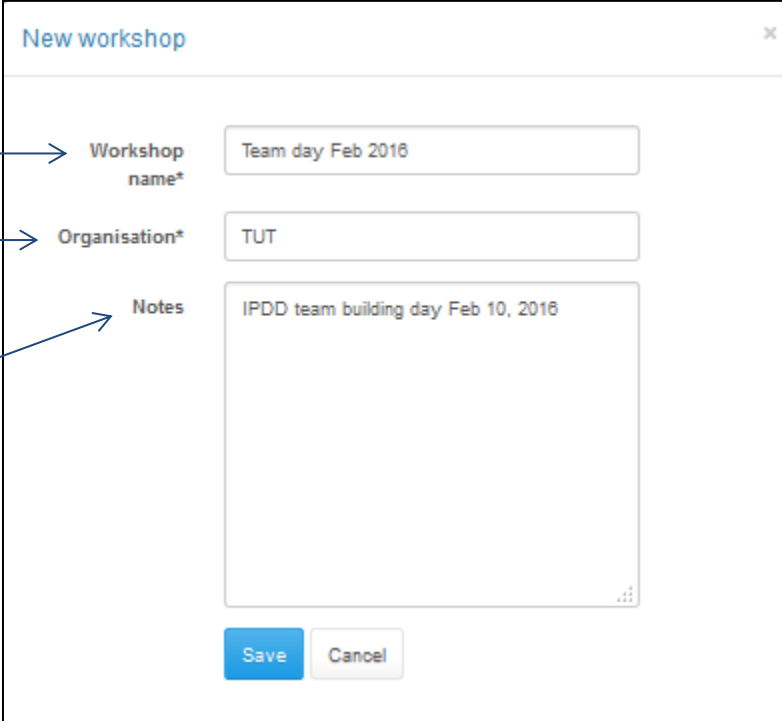
List of your workshops

Open the team role assessment questionnaire

Open the team role assessment results

Create a new workshop

 in main view or Workshops → New workshop



The screenshot shows a 'New workshop' dialog box with the following fields and annotations:

- Name of the workshop**: An arrow points to the 'Workshop name*' text label.
- Organisation**: An arrow points to the 'Organisation*' text label.
- Facilitator’s notes related to the workshop**: An arrow points to the 'Notes' text label.

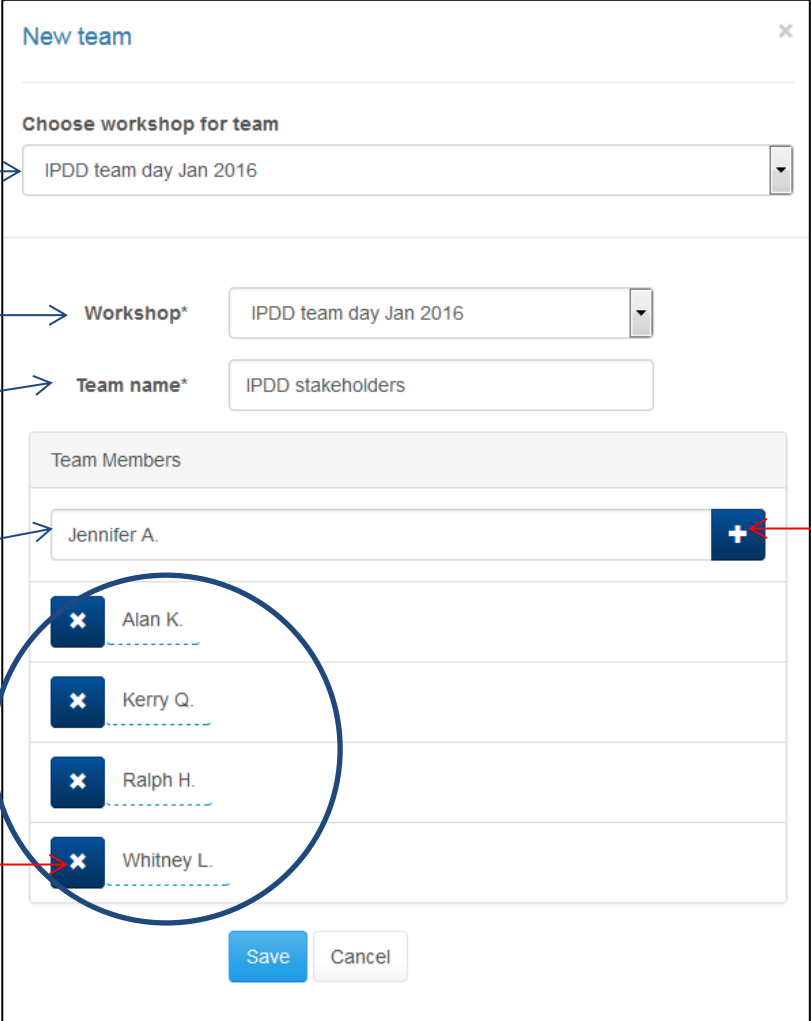
The form contains the following data:

- Workshop name*: Team day Feb 2016
- Organisation*: TUT
- Notes: IPDD team building day Feb 10, 2016

At the bottom of the form are two buttons: 'Save' (blue) and 'Cancel' (grey).

Add a team to a workshop

 in Workshop view or Teams → New team



Name of the workshop
Select from the list

Name of the workshop
(automatic based on the selected workshop)

Name of the team

Name of a new team member
Write name here and click Add button

Team members already added to the team
Alphabetical order by the first word.

Delete

Add

The screenshot shows a 'New team' dialog box with the following elements:

- Choose workshop for team:** A dropdown menu showing 'IPDD team day Jan 2016'.
- Workshop*:** A dropdown menu showing 'IPDD team day Jan 2016'.
- Team name*:** A text input field containing 'IPDD stakeholders'.
- Team Members:** A list of team members:
 - Jennifer A. (with a blue '+' button to its right, labeled 'Add')
 - Alan K. (with a blue 'x' button to its left)
 - Kerry Q. (with a blue 'x' button to its left)
 - Ralph H. (with a blue 'x' button to its left)
 - Whitney L. (with a blue 'x' button to its left, circled in blue and labeled 'Delete')
- Buttons:** 'Save' and 'Cancel' buttons at the bottom.

Team summary

List of teams related
to the workshop
2 teams in this workshop

The screenshot displays the TeamCHAMPION web application interface. At the top, there is a navigation bar with 'TeamCHAMPION' and menu items for 'Workshops', 'Teams', and 'Assessments and results'. The user 'miia-johanna.kopra@tut.fi' is logged in, with a 'Logout' button. Below the navigation bar, the breadcrumb 'Desktop / IPDD team day Jan 2016' and a '+ New team' button are visible. The main content area is split into two columns. The left column, titled 'Teams', contains a list of teams: 'IPDD stakeholders' and 'IPDD team', with the latter selected. The right column, titled 'Team details', shows information for the selected team: 'Name: IPDD team', 'Team members: Chris F., Jason P., Maya W., Mike T., Neil A., Timothy O., Tucker C., Wayne C.', and 'Team Role Assessments: Team roles for IPDD (Active)'. A 'Show team details' button is located at the bottom of the team details section. Annotations with arrows point to various elements: 'List of teams related to the workshop' points to the team list; 'Name of the selected team' points to the team name; 'Team members' points to the list of names; 'Team role assessments for the team' points to the assessment text; and 'Team details e.g. for editing team members' points to the 'Show team details' button.

TeamCHAMPION Workshops Teams Assessments and results miia-johanna.kopra@tut.fi Logout

Desktop / IPDD team day Jan 2016 + New team

Teams

- IPDD stakeholders
- IPDD team**

Team details

Name: IPDD team

Team members:
Chris F.
Jason P.
Maya W.
Mike T.
Neil A.
Timothy O.
Tucker C.
Wayne C.

Team Role Assessments:
Team roles for IPDD (Active)

Show team details

1 assessment for this team

Team details
e.g. for editing team members

Copyright © Tampere University of Technology. All rights reserved.


Team and assessments details

The screenshot displays the TeamCHAMPION interface with the following components and annotations:

- Header:** TeamCHAMPION | Workshops | Teams | Assessments and results | miia-johanna.kopra@tut.fi | Logout
- Breadcrumbs:** Desktop / IPDD team day Jan 2016 / IPDD team
- Buttons:** + New assessment (Annotated: **New assessment**)
- Team Members:**
 - Input field: <Team member> + (Annotated: **Write name here to add a new team member**)
 - List of members: Chris F., Jason P., Maya W., Mike T., Neil A., Timothy O., Tucker C., Wayne C. (Annotated: **Team members**)
 - Red 'X' icons for deletion (Annotated: **Delete**)
 - Red '+' icon for addition (Annotated: **Add**)
- Team role assessments:** Team roles for IPDD (Annotated: **List of team role assessments for this team (just 1 for this team)**)
- Assessment details:**
 - Name:** Team roles for IPDD
 - Location:** http://81.22.243.41/champion/en/pgrrt/0ad91938-7282-46d9-b81a-c15be371255a/
 - Status:** Active
 - Starting date:** 2016-01-04
 - End date:** 2016-01-24
 - Notes:** Team role assessment for IPDD team. New members included.
 - Completed / Started assessments:** Chris F. (completed), Mike T. (completed), Timothy O. (started)
 - Show results** button (Annotated: **Show assessment results**)

Copyright © Tampere University of Technology. All rights reserved.

Create an assessment for a team

 New assessment

in Team details view

or

Assessments and results → New assessment

Name of the workshop

Select from the list

Name of the team

Select from the list

Name of the workshop
(automatic based on the
selected workshop)

Assessment version *
Select from the list

Team
(automatic based on the
selected team)

New assessment x

Choose workshop for assessment

IPDD team day Jan 2016

Choose team for assessment

IPDD stakeholders

Workshop* IPDD team day Jan 2016

Assessment version* TeamChampion

Team* IPDD stakeholders

Assessment name* Team roles for IPDD stakeholders

Assessment starting date* 04.01.2016

Assessment end date 24.01.2016

Notes Stakeholder team role assessment

Name of the assessment

**Start and end dates for
the assessment**
Selected from the calendar

Facilitator’s notes
related to the workshop

***) Assessment version**

Roolitesti itsearviio: 7 roles, only in Finnish (the old version)

TeamChampion: 8 roles, FI and EN (the new version)

New version recommended!!!

Assessment results @ team level

Summary view
Radar and team members with role specific points

Rolemap view
Radar only

Roles in team view
Team members with role specific points

Roles by person view
Team members in roles

Presentation mode
(facilitator’s view hidden)

Download to CSV
(to view in Excel)

Team radar

Team members *
With role specific points

	Doer	Micromanager	Analysier	Innovator	Explorer	Teambuilder	Enforcer	Facilitator
Chris F.	4	2	8	4	6	6	4	6
Mike T.	5	3	4	5	9	5	6	3
Timothy O.	6	1	8	3	7	3	6	6
Jason P.	8	9	1	4	2	6	4	6
Maya W.	6	3	2	2	7	6	10	4
Neil A.	2	5	5	3	6	6	4	9
Tucker C.	0	0	1	31	0	4	2	2
Wayne C.	6	0	4	6	2	8	8	6

Copyright © Tampere University of Technology. All rights reserved.

View radar with actual points or scaled to fit

Assessment results @ individual level

- Copy the assessment link to web browser (as if you were going to answer the questionnaire)
- Select the right person from the list
- If the person has already filled in the questionnaire, the individual team role profile will be shown.

User details & change password



User details
About
Help

A form titled 'Edit details' with a close button (x) in the top right corner. It contains several input fields: 'Email address*' (miia-johanna.kopra@tut.fi), 'Email address (confirm)*' (miia-johanna.kopra@tut.fi), 'Name*' (Miia-Johanna Kopra), and 'Organisation*' (TUT). Below these are two password fields: 'Password' and 'Password (confirm)'. The password fields are circled in blue. At the bottom, there are 'Send' and 'Cancel' buttons.

Change your password here

Request a new password

Lost password?

in front page

Email address = username
(defined when the facilitator’s desktop was ordered)

Language selection
(Finnish or English)

TeamCHAMPION

Lost password?

Write the email address you are using as a TeamChampion username to request a new password. You will receive an email with instructions for resetting your password.

Email

Request a new password

Copyright © Tampere University of Technology. All rights reserved.

After submitting the form, you will receive a link via email to reset the password. The link expires in 3 days.

Archive workshop

Workshops → Edit workshop

Name of the workshop
Select from the list

Change status
Active - Archived

EM 8 role test

Workshop name* EM 8 role test

Organisation* TTY

Status* Active

Notes

Save Cancel