MyCSC Events Overview

Continent | Region | Channel | Device | Sep 1, 2022 - Dec 31, 2022

MyCSC audience at a glance

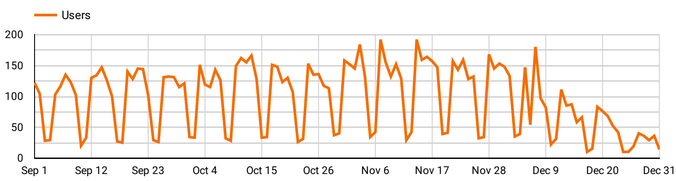

Users
5,032
36.5%

New Users
4,175
49.0%

Number of Sessions per User
3.55
-8.4%

Sessions
17,888
25.0%

Pageviews
88,433
-1.4%

Pages / Session
4.94
-21.1%

Avg. Session Duration
00:03:59
-13.6%

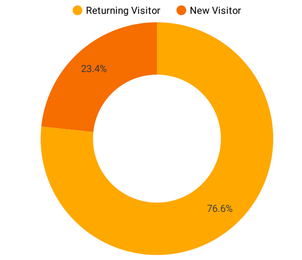

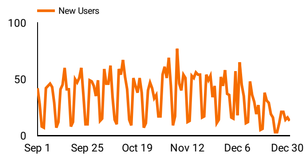

Projects created

Total Events
752
34.8%

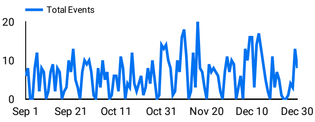

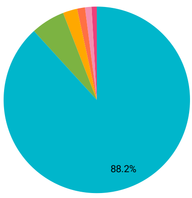

- Project created: Academic
- Project created: LUMI
- Project created: CSC
- Project created: Findata
- Project created:
- Project created: FMI

Project created: Academic	389
Project created: LUMI	26
Project created: CSC	11
Project created: Findata	6
Project created:	5
Project created: FMI	4

Service profiles activated

Total Events
683
29.6%

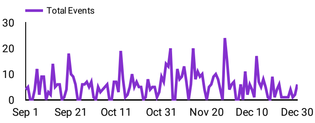

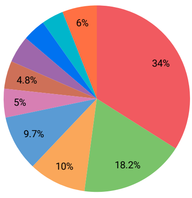

- Puhti applied
- Allas applied
- cpouta applied
- Mahti applied
- IDA applied
- rahti applied
- SD-desktop applied
- puhti01 applied
- allas01 applied
- others

Puhti applied	232
Allas applied	124
cpouta applied	68
Mahti applied	66
IDA applied	34
rahti applied	33
SD-desktop applied	32
puhti01 applied	27

Resource applications submitted

Total Events
693
-0.7%

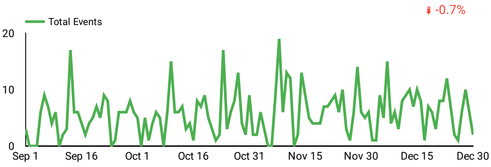

Personal data handling forms submitted

Total Events
160
-59.3%

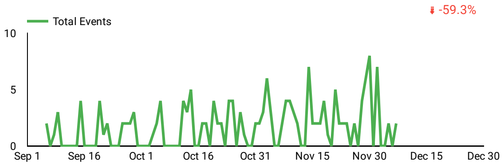

Project invitation links generated

Total Events
140
42.9%

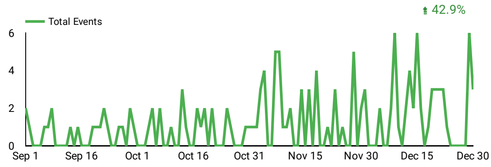

Project lifetime extensions submitted

Total Events
395
43.1%

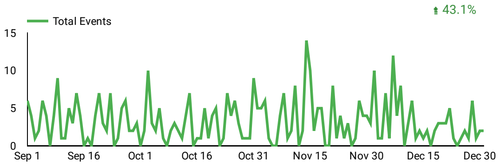

User profile modifications

Total Events
181
-18.1%

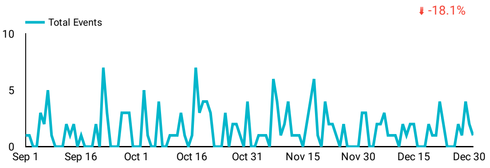

SSH keys saved

Total Events
320
53.8%

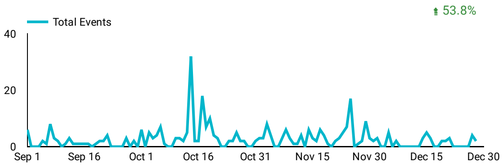

Multi-factor authentication activated

Total Events
49
-21.0%

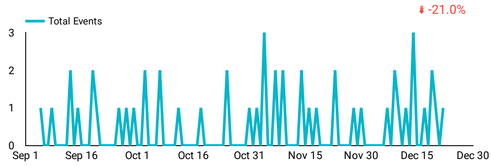

Authentication methods linked

Total Events
22
340.0%

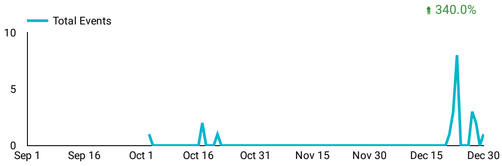

Password changed

Total Events
1,248
34.2%

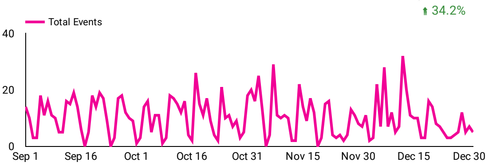

Password reset link requested

Total Events
1,674
50.7%

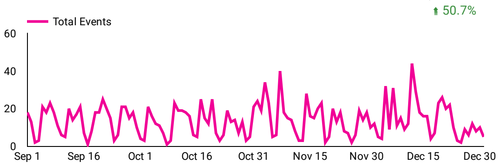

Login clicked

Total Events
6,122
85.4%

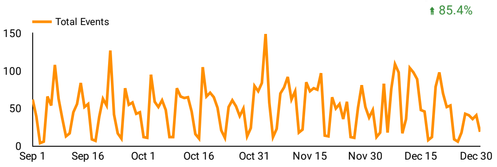

Logout clicked
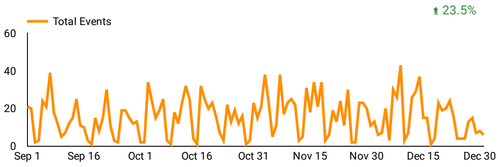
Total Events
1,905
23.5%