

A person is captured in mid-air, jumping over a metal barrier in a narrow, dimly lit alleyway. The person is wearing dark clothing and a cap. The alleyway is flanked by dark walls and has a concrete floor with a metal grate. In the background, a red brick building is visible through the opening of the alley. The overall atmosphere is gritty and urban.

**COMPLEAP**

# Reference Group Webinar

19.6.2018

# Webinar Agenda

1. Short project introduction w. break for questions
2. Presentation of modules being developed w. break for questions
3. Demo
4. Feedback [https://padlet.com/topias\\_kahara/compleap](https://padlet.com/topias_kahara/compleap)

**Aim:** Introduction, collecting ideas and feedback on current developments

**COMPLEAP**



Compleap is a 2-year long (12/17-11/19) EU-project funded by DG Connect as part of creating the Digital single market

Creating services for learners with learners.



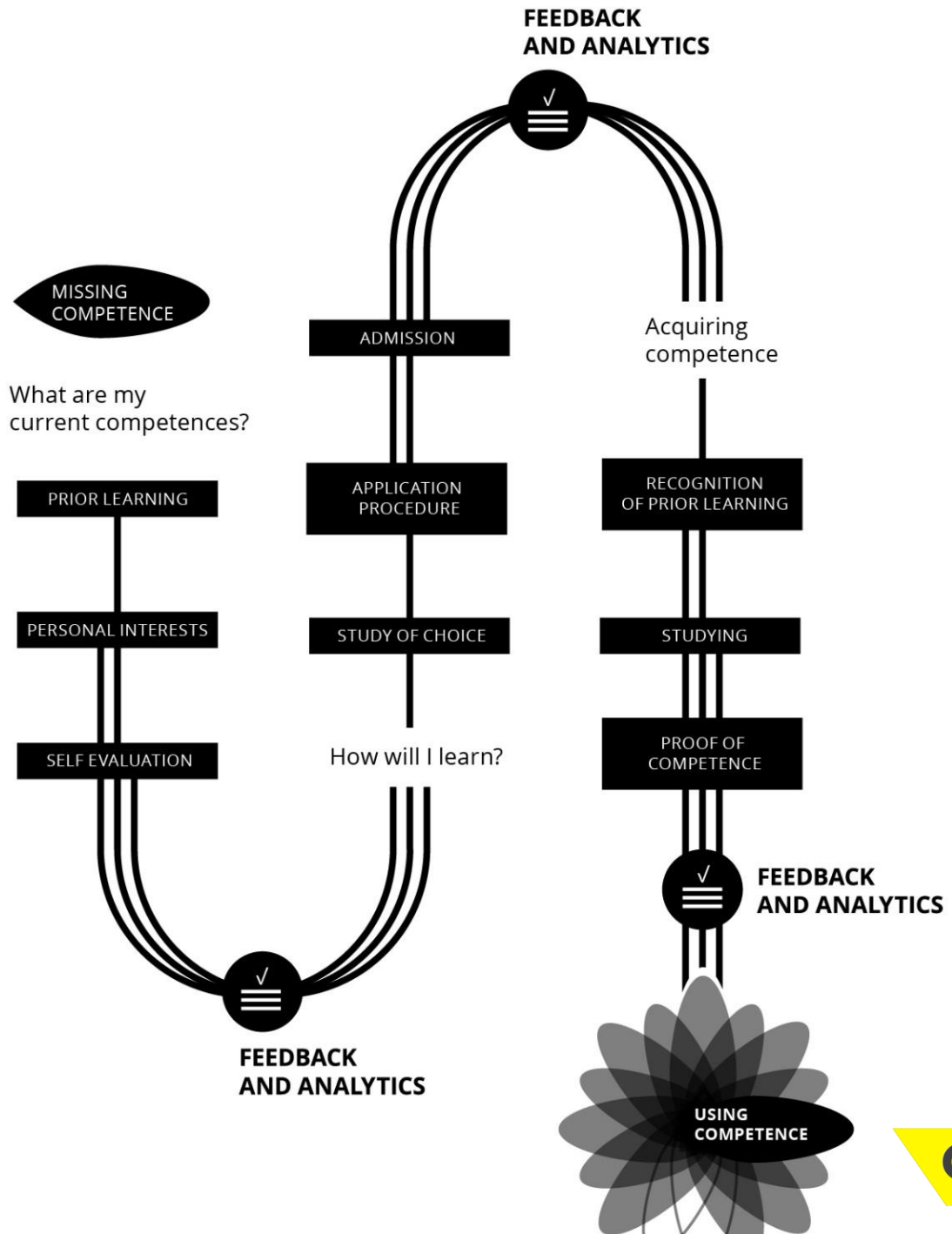
# WHAT WE ARE PLANNING

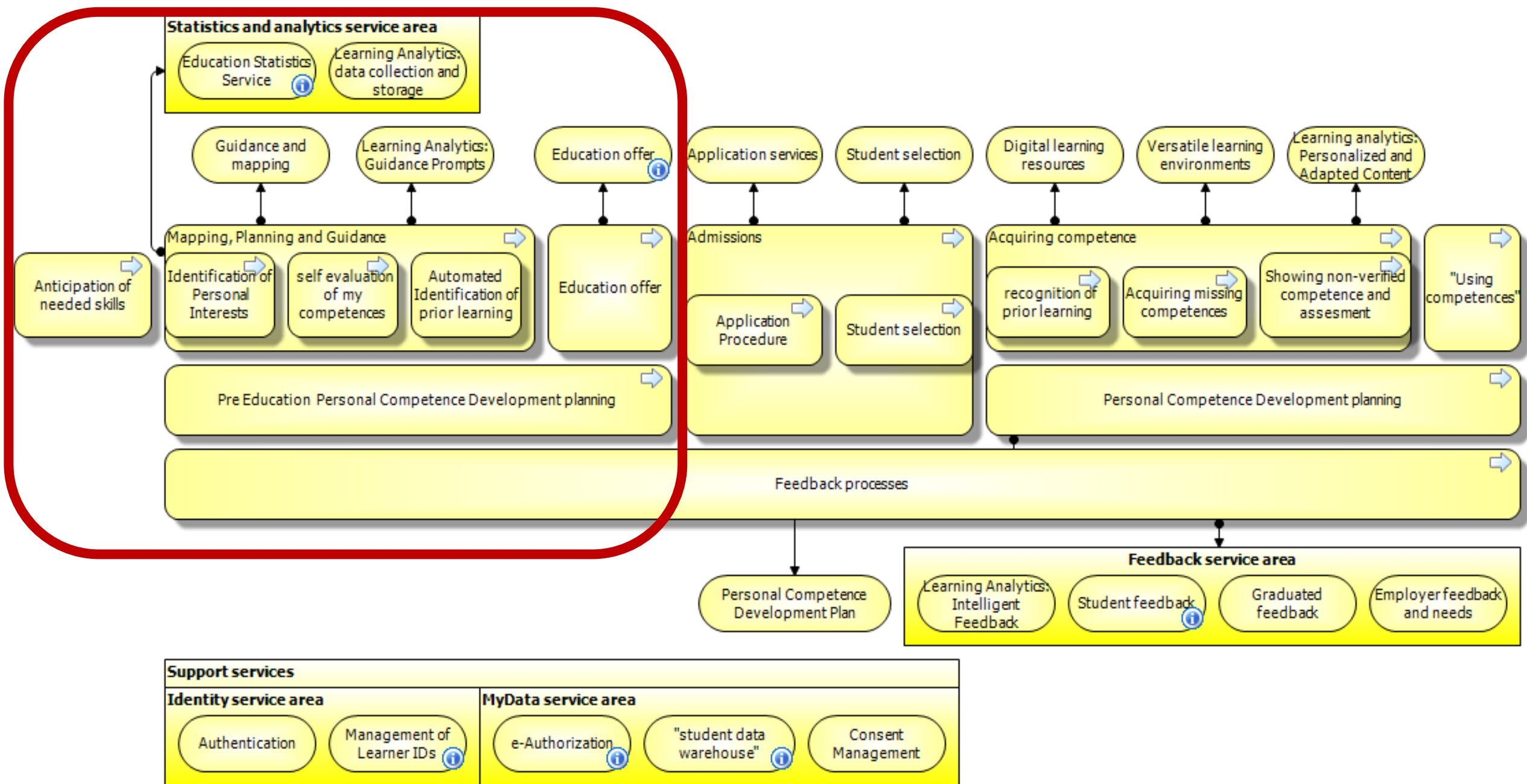
- 1) **Framework** of digital services for competence development
- 2) **Digital services** to empower individuals in their competence development with the help of learning analytics
- 3) International stakeholder network for deployment





# DIGITAL LEARNER PATH



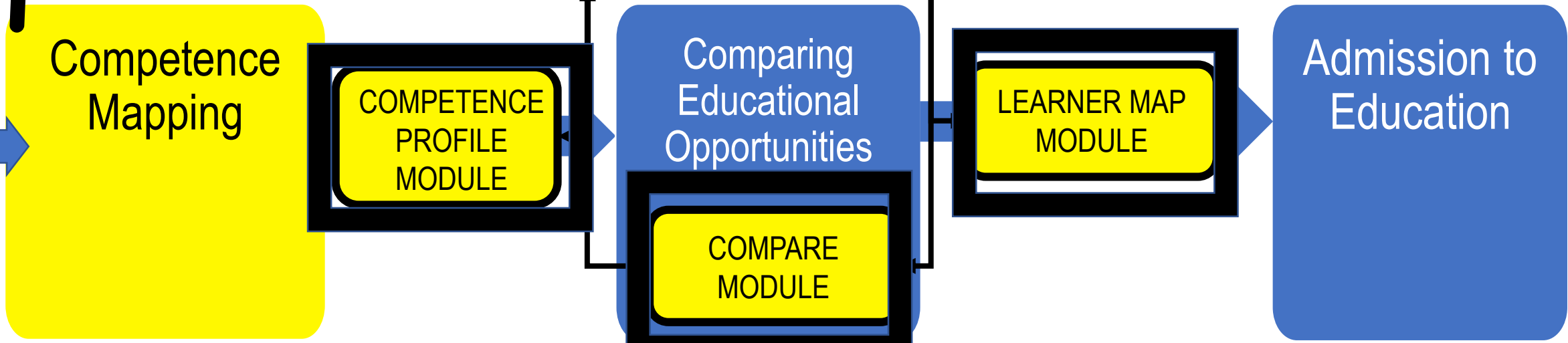
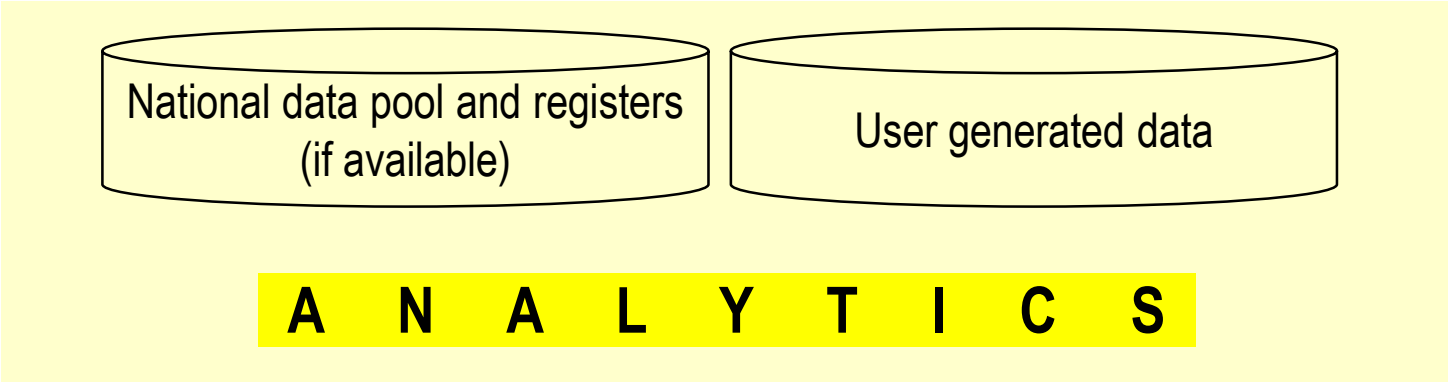


IDENTIFICATION

- 1) STRONG (access to registers)
- 2) NO REGISTRATION (more user generated data)

# PERSONAL LEARNER PATH

CompLeap elements in **yellow**  
 Based on needs identified in 9.4. Stakeholder Seminar



## COMPLEAP FRAMEWORK

# THREE DISTINCT MODULES ON THE LEARNER PATH

## 1. Personal Competence Profile Module (independent module)

- User can use strong identification or none
  - Strong identification opens access to national databases and registers (if available) and their data
  - Compiling a profile using only user generated data is possible, especially for NEET and youth without registration methods
- Competence Mapping solutions for compiling information on ambitions, non-formal skills and interests
- Linkages to comparing educational opportunities and employment opportunities



# THREE DISTINCT MODULES ON THE LEARNER PATH

## 2. Compare Module (independent module)

- offers personalised suggestions on educational opportunities based on the data from the personal competence profile – i.e. learns from user input.
- Can like or dismiss offered opportunities, whereby the system learns and suggests new intelligent options

## 3. Learner Map Module (dependent on 1 and 2)

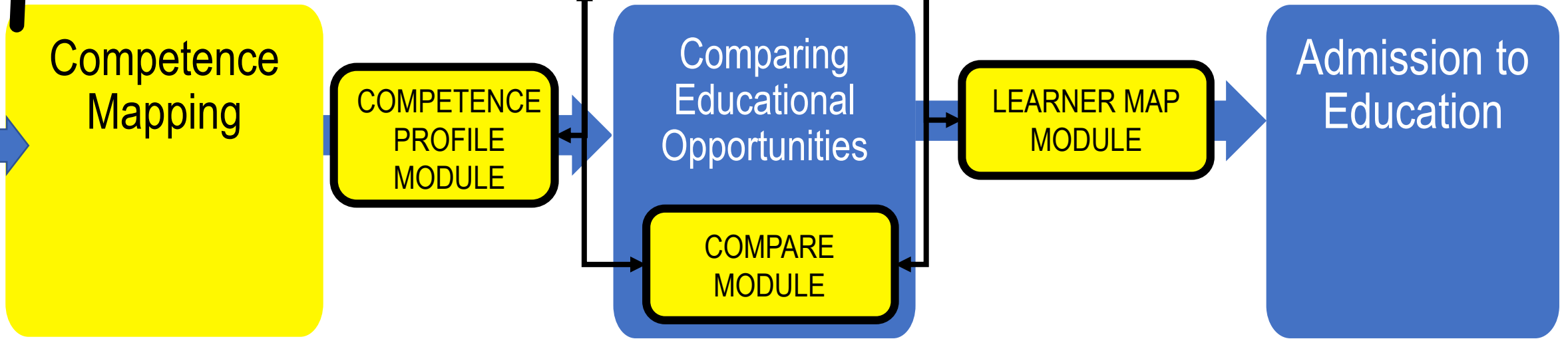
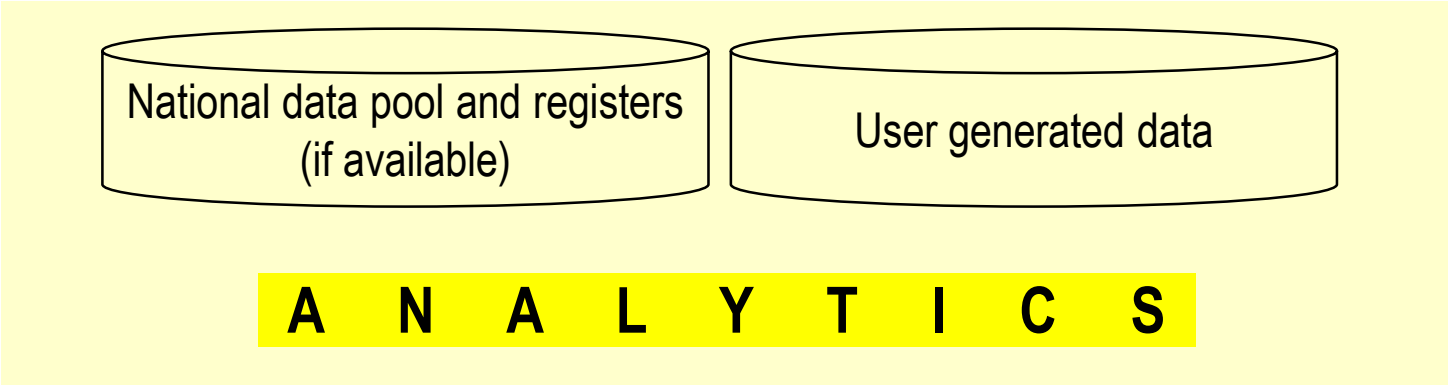
- Personalised visualised map of future possibilities based on personal competence profile and compare module data
- Utilises data from Competence Profile and Compare Module

IDENTIFICATION

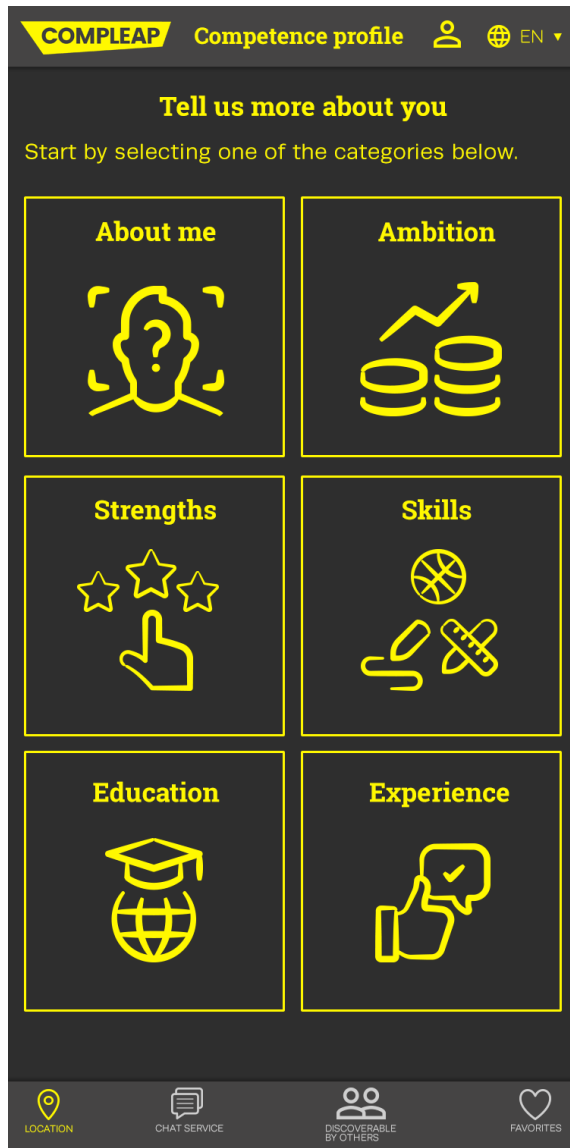
- 1) STRONG (access to registers)
- 2) NO REGISTRATION (more user generated data)

# PERSONAL LEARNER PATH

CompLeap elements in **yellow**  
 Based on needs identified in 9.4. Stakeholder Seminar



C O M P L E A P F R A M E W O R K



# QUESTIONS OR COMMENTS?

# WAY OF WORKING: ITERATIVE SERVICE DESIGN

## Phases of development

1. Mock up prototype – initial visual screenshots of the modules for testing a concept (ongoing)
2. HTML prototype – more functionalities than a mock up proto
3. "Beta" pilot – in a sense works almost like a final product

## User Testing / Iterative Service Design

- Acquiring deeper understanding of users and user needs in iterative process of prototyping -> user testing
- Testing is ongoing in all those phases. Every comment is useful!

**Current Stage:** Gathering information from experts and potential users

- especially about Module 1 (Competence Profile) and mapping the non-formal skills

**Next steps:** By the end of September definitions of these 3 modules will be done and HTML-prototype development will start in October.

# ADDED VALUE FROM USING LEARNING ANALYTICS

**Learning analytics** is collection, analysis, and report of data about learning.

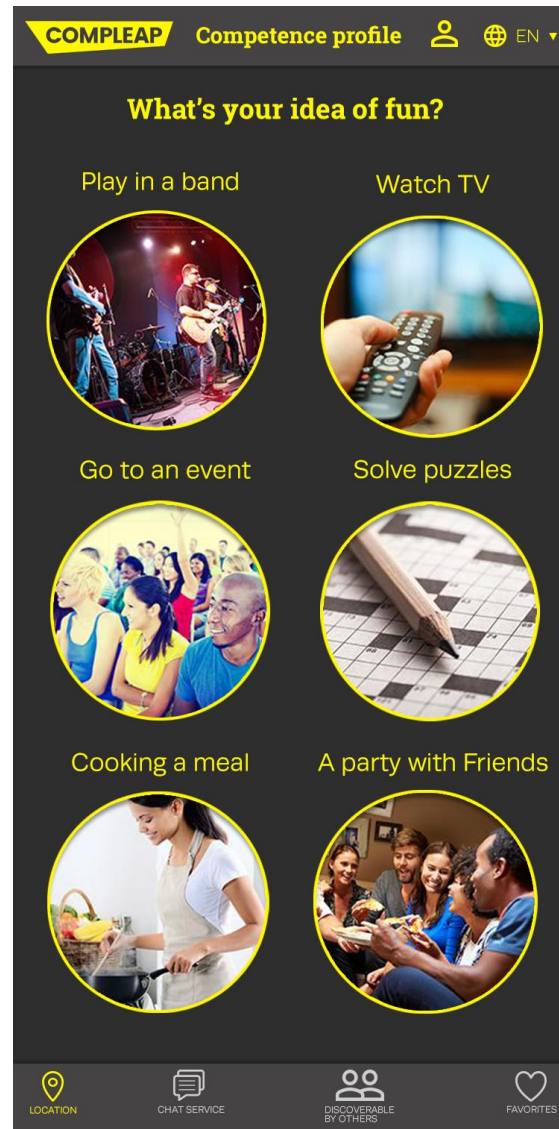
**Digital traces of learning, user behavior and teachers' activities can be collected with the help of learning analytics tools and present the feedback for users as understandable, visualized results.**

Based on the collected data, different optimizations, interventions, adaptations, personalizations or predictive models and assessments can be done. The purpose of learning analytics is to support decision-making of different stakeholders.





# QUESTIONS OR COMMENTS?



# DEMO

<https://invis.io/5KKEQGC2JN4>

# HOW DOES THIS SOUND?

**What sounds promising in the service presented?**

**What was clearly missing from of the service presented?**

**What kind of challenges will users face?**

→ Write them in Padlet:

[https://padlet.com/topias\\_kahara/compleap](https://padlet.com/topias_kahara/compleap)

# DEFINING COMPETENCIES

**What kinds of tools for mapping non-formal competencies do you use?**

**Have you used good or promising digital or analog for mapping non-formal competences?**

**→ Comment in Padlet:**

[https://padlet.com/topias\\_kahara/compleap](https://padlet.com/topias_kahara/compleap)



**COMPLEAP**

# WHAT HAPPENS NEXT

## Next webinars:

Thursday September 6<sup>th</sup> at 9.30-10:30

Tuesday October 16<sup>th</sup> at 9.30-10:30

Wednesday November 28<sup>th</sup> at 9:30-10:30

## Workshop:

EDUFI Oct 10th

# Midterm review seminar in Nov 2018



# STAY IN TOUCH

<https://www.compleap.eu/>

[compleap@csc.fi](mailto:compleap@csc.fi)

<https://wiki.eduuni.fi/display/csc/compleap/Reference+Group+Webinars+and+Workshops>

Want to learn more? Visit  
**COMPLEAP.EU**