


Changing the sign-in method

How to change your current sign-in method to another

Changing sign-in method (Suomeksi)

1. Open your browser and remove cookies
 - a. Instructions: <https://www.wikihow.com/Clear-Your-Browser's-Cookies>
 - b. If you do not want to remove all cookies you can remove only those which contains Eduuni on their name
2. Go to <http://id.eduuni.fi/signup/>
3. Choose "Start Sign Up"



Eduuni-ID Sign Up

You are required to sign up your **email address** to use the Eduuni services. Eduuni-ID is created when you sign up and confirm your own email address. The email address is your identity.

You can use your own existing credentials to sign in. The sign in method that you choose will be attached to the Eduuni-ID. Trusted sign in methods are:

- Organisation's own credentials, if your organisation is member of [Haka-](#), [Virtu](#) or [eduGAIN](#)- identity federations or your organisation uses Microsoft Office 365 (Azure AD) services.
- ORCID, B2ACCESS, MPASS – credentials.
- Facebook, Google, LinkedIn, Microsoft, Twitter or Yahoo! – credentials.

Eduuni-ID is valid for one year at the time and the email address has to be signed up again after that

[Start Sign Up](#)

[Privacy Policy](#) [Give feedback](#) [Suomeksi](#) [In English](#)


4. Choose from the list the new sign-in method what you want to use (Notice! At this point there is no need to be same email that you had)


eduuni ID


Sign in


The service you are accessing requires you to sign in.
Select your sign in method from the following list.
The sign in method will be saved to the browser's cookie.


New user? [Sign Up here](#)


 - Microsoft 365 (work or school)


 - VALTTI-kirjautuminen


 - Facebook


 - Google


 - LinkedIn


 - Microsoft Account (personal)


 - B2ACCESS


 - ELIXIR research infrastructure AAI


 - MPASSid


 - ORCID


 Aalto-yliopisto

 Albert-Ludwigs-Universität Freiburg


 Arcada

 Business Finland

 CSC - Tieteen tietotekniikan keskus Oy

 The list only contains organisations which are members of **Haka**, **Virtu** or **eduGAIN** identity federation network. If you are unable to find your own organisation from the list, please choose **Google**, **Office 365 (Azure AD)**, **Microsoft**, **Twitter**, **Facebook** or **LinkedIn** and continue to sign in.

5. Sign-in with the sign-in method that you chose
6. Fill in the Eduuni-ID registration form (Notice! Here you need to use the same email that you used earlier)



Register your email address

[User Profile](#)
[Sign in History](#)

Email:

Type your email address here in a well-known format (firstname.lastname@organisation.com). Confirmation message will be sent to this address.

First Name:


Last Name:

Organisation:

By signing up, you agreed to [Eduuni Terms of Use](#).

[Save](#)

[Privacy Policy](#)
[Terms of Use](#)
[Give feedback](#)
[Suomeksi](#)
[In English](#)



Register your email address

[User Profile](#)
[Sign in History](#)

Email:

Type your email address here in a well-known format (firstname.lastname@organisation.com). Confirmation message will be sent to this address.

First Name:

Last Name:

Organisation:

By signing up, you agreed to [Terms of Use for Eduuni-ID](#).

[Save](#)

[Privacy Policy](#)
[Terms of Use](#)
[Give feedback](#)
[Suomeksi](#)
[In English](#)



Use the same email address as you've been registered before. This way you get the same access rights as before.

- *Confirm your email address if needed by clicking the link provided to you by email



*When using Haka-, Virtu-, VALTTI-, and Office 365 (Azure AD) -sign-in methods the email address doesn't need to be confirmed if the same email address information is sent from sign-in server.



Register your email address

[User Profile](#)

[Sign in History](#)

Confirmation email has been send to your email.

[Privacy Policy](#) [Terms of Use](#) [Give feedback](#)

[Suomeksi](#) [In English](#)



Hi,

Your Eduuni-ID account is almost ready. You still need to confirm your email address by clicking the link below:

[Confirm email address](#)


You can also copy the following link directly to your browser:

<https://registration.eduuni.fi/?id=504c1bdd-6631-4aeb-be8f-ecdaeb92fde3>

Kind regards,

Eduuni-team
CSC - IT Center for Science Ltd.

[Privacy Policy](#) - [Terms of Use](#) - [eduuni.fi](#) - [csc.fi](#)



Eduuni-ID

[User Profile](#)[Sign in History](#)

Eduuni-ID is created and confirmed.

You can find services that use Eduuni-ID [here](#)

[Privacy Policy](#)[Terms of Use](#)[Give feedback](#)[Suomeksi](#)[In English](#)

8. Your sign-in method is now changed



If you use Eduuni-ID from other devices you must remove old Eduuni cookies from those as well