


Eduuni-ID registration process

How to register Eduuni-ID account

Eduuni-ID registration process ([Suomeksi](#))

1. Go to <https://info.eduuni.fi/en/introduction/>
2. Select "**Click here to register!**"
3. Start the registration process by choosing "**Start sign up**"



Eduuni-ID Sign Up

You are required to sign up your **email address** to use the Eduuni services. Eduuni-ID is created when you sign up and confirm your own email address. The email address is your identity.

You can use your own existing credentials to sign in. The sign in method that you choose will be attached to the Eduuni-ID. Trusted sign in methods are:


- Organisation's own credentials, if your organisation is member of [Haka-](#), [Virtu](#) or [eduGAIN](#)- identity federations or your organisation uses Microsoft Office 365 (Azure AD) services.
- ORCID, B2ACCESS, MPASS or ELIXIR AAI – credentials.
- Facebook, Google, LinkedIn, Microsoft or Twitter – credentials.

Eduuni-ID is valid for one year at the time and the email address has to be signed up again after that

[Start Sign Up](#)

[Privacy Policy](#) [Terms of Use](#) [Accessibility Statement](#) [Give feedback](#) [Suomeksi](#) [In English](#)

4. Choose the preferred method of sign-in from the list


















The image shows the 'Sign in' page of the Eduuni ID system. At the top is the 'eduuni ID' logo. Below it, the text says 'Sign in' and 'The service you are accessing requires you to sign in. Select your sign in method from the following list. The sign in method will be saved to the browser's cookie.' There is a link for 'New user? Sign Up here'. A list of sign-in methods follows, each with a logo and a label: Microsoft 365 (work or school), VALTTI-kirjautuminen, Facebook, Google, LinkedIn, Microsoft Account (personal), B2ACCESS, ELIXIR research infrastructure AAI, MPASSid, ORCID, Aalto-yliopisto, Albert-Ludwigs-Universität Freiburg, Arcada, Business Finland, and CSC - Tieteen tietotekniikan keskus Oy.

eduuni ID

Sign in

The service you are accessing requires you to sign in. Select your sign in method from the following list. The sign in method will be saved to the browser's cookie.

New user? [Sign Up here](#)

-  - Microsoft 365 (work or school)
-  - VALTTI-kirjautuminen
-  - Facebook
-  - Google
-  - LinkedIn
-  - Microsoft Account (personal)
-  - B2ACCESS
-  - ELIXIR research infrastructure AAI
-  - MPASSid
-  - ORCID
-  - Aalto-yliopisto
-  - Albert-Ludwigs-Universität Freiburg
-  - Arcada
-  - Business Finland
-  - CSC - Tieteen tietotekniikan keskus Oy



The list only shows organizations which are members of **Haka**, **Virtu** or **eduGAIN** identity federation network. If you are unable to find your own organization from the list, please choose **Office 365**, **Google**, **LinkedIn**, **Microsoft**, or **Facebook** and continue to sign in.

5. Fill the Eduuni-ID registration form.



The image shows the 'Register your email address' form in the Eduuni ID system. At the top is the 'eduuni ID' logo. Below it is the title 'Register your email address'. There are two tabs: 'User Profile' (selected) and 'Sign in History'. The form contains fields for 'Email' (with a placeholder 'firstname.lastname@organisation.fi'), 'First Name' (placeholder 'FirstName'), 'Last Name' (placeholder 'LastName'), and 'Organisation' (placeholder 'Organisation'). A note below the email field says 'Type your email address here in a well-known format (firstname.lastname@organisation.com). Confirmation message will be sent to this address.' Below the fields is a statement 'By signing up, you agreed to [Eduuni Terms of Use](#).' and a large orange 'Save' button. At the bottom, there are links for 'Privacy Policy', 'Terms of Use', 'Accessibility Statement', 'Give feedback', and language options 'Suomeksi' and 'In English'.

eduuni ID

Register your email address

User Profile Sign in History

Email:

Type your email address here in a well-known format (firstname.lastname@organisation.com). Confirmation message will be sent to this address.

First Name:

Last Name:

Organisation:

By signing up, you agreed to [Eduuni Terms of Use](#).

Save

[Privacy Policy](#) [Terms of Use](#) [Accessibility Statement](#) [Give feedback](#) [Suomeksi](#) [In English](#)




Use primarily your official **work email address**. Don't use gmail, hotmail etc. addresses here.

6. Confirm the management of your work email address by clicking the link provided to you via email. Email was sent from the address noreply@eduuni.fi.



*When using Haka-, Virtu-, VALTTI-, and Office 365 (Azure AD) -sign-in methods the email address doesn't need to be confirmed if the same email address information is sent from sign-in server.



Hi,

Your Eduuni-ID account is almost ready. You still need to confirm your email address by clicking the link below:

Confirm email address


You can also copy the following link directly to your browser:
<https://registration.eduuni.fi/?id=504c1bdd-6631-4aeb-be8f-ecdaeb92fde3>

Kind regards,

Eduuni-team
CSC - IT Center for Science Ltd.

[Privacy Policy](#) - [Terms of Use](#) - [eduuni.fi](#) - [csc.fi](#)

7. Registration of your Eduuni-ID account is now completed and you are ready to sign-in to [services using Eduuni-ID](#).



Eduuni-ID

User Profile Sign in History

Eduuni-ID is created and confirmed.

You can find services that use Eduuni-ID [here](#)

[Privacy Policy](#) [Terms of Use](#) [Give feedback](#) [Suomeksi](#) [In English](#)

